

fixelalgorithmsfixelalgorithms
fixelalgorithmsfixelalgorithms
fixelalgorithmsfixelalgorithms
fixelalgorithmsfixelalgorithms
fixelalgorithmsfixelalgorithms
fixelalgorithmsfixelalgorithms
fixelalgorithmsfixelalgorithms

edgehancer

Takes your pixels to the edge

Overview

Fixel EdgeHancer is an **Edge Enhancement** filter.

EdgeHancer features **novel algorithm to enhance and emphasize edges** in video frames and images.

Unlike “classic” sharpeners, *EdgeHancer* **emphasizes the edges exclusively** instead of increasing the contrast of the surrounding pixels.

Fixel EdgeHancer is **Multi CPU accelerated** and compatible with computers with **SSE4** and Up.

0011
0110

Novel Algorithm

AE
PR

Adobe After Effects
Adobe Premiere Pro

Multi
CPU

Multi CPU
Accelerated

SSE4

Modern CPU
Optimized code

32bit

32 Bit Color Depth
Internal Processing

64bit

64 Bit Compatible

Showcase

Edges only
enhancement

Before



After



Before

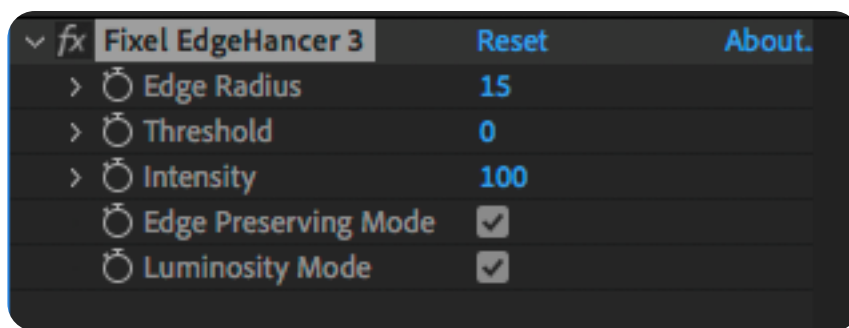


HDR-like effect

After



Panel & Sliders AE



+ Edge Radius

Controls the radius which defines an edge. Higher values emphasizes larger edges.

+ Threshold

Limits the noise amplification.

+ Intensity Level

Overall intensity of the effect.

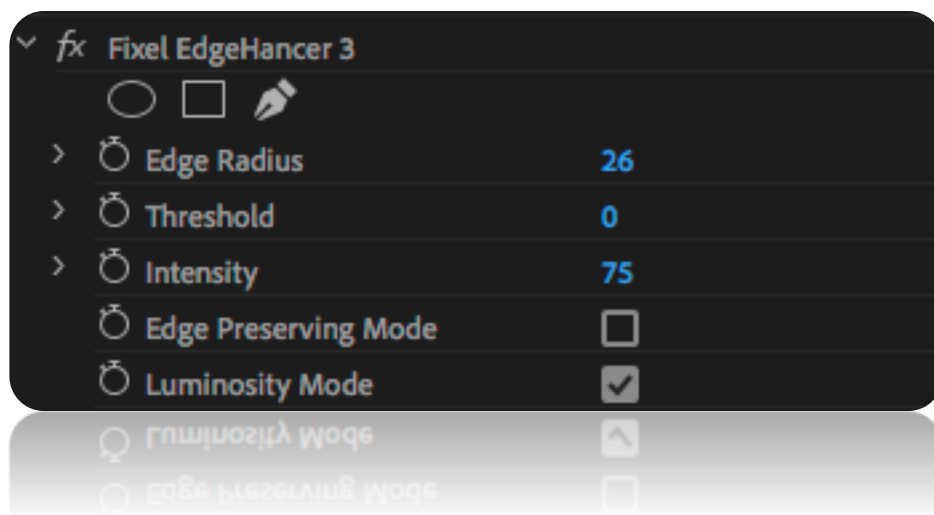
+ Edge Preserving Mode

Use Edge Preserving filter to reduce halos.

+ Luminosity Mode

Preserve saturation mode.

Panel & Sliders PR



+ Edge Radius

Controls the radius which defines an edge. Higher values emphasizes larger edges.

+ Threshold

Limits the noise amplification.

+ Intensity Level

Overall intensity of the effect.

+ Edge Preserving Mode

Use Edge Preserving filter to reduce halos.

+ Luminosity Mode

Preserve saturation mode.

System Requirements

➤ Operating System

- Windows: 7 / 8 / 8.1 / 10 64 Bit.
- macOS: 10.8 and above.

➤ Host

- Adobe Premiere CC 2015.3 and above.
- Adobe After Effects CC 2015.3 and above.

Remark: Should work on CS6 versions as well but not tested.

➤ CPU

- Intel CPU with SSE4 Support.
- AMD Ryzen.

➤ Memory

- 4 [GB].
- 8 [GB] and above is recommended.


➤ Having questions?

Please contact us for support: fixel@fixelalgorithms.com

Installation Guide

- **Close** Adobe After Effects / Adobe Premiere Pro if it is running.
- **Unzip** the file "*Fixel EdgeHancer 3 AE <Version>.zip*".
Locate files by OS Type
"Fixel EdgeHancer 3.aex" – Windows
"Fixel EdgeHancer 3.plugin" – OS X
- **Windows Users:**
Copy the file "Fixel EdgeHancer 3.aex" into:
C:\Program Files\Adobe\Common\Plug-ins\x.x\MediaCore\Fixel Algorithms
Where x.x is 6.0 for CS6 and 7.0 for CC (All versions).
- **OS X Users:**
Copy the file "Fixel EdgeHancer 3.plugin" into:
/Library/Application Support/Adobe/Common/Plug-ins/x.x/MediaCore/Fixel Algorithms
Where x.x is 6.0 for CS6 and 7.0 for CC (All versions).
- **Fixel Algorithms Folder**
In any case of installation the user may be required to manually create the Fixel Algorithms folder.
Folder Creation / Copying may require Administrator privileges.
- **Using the filter:**
 - Launch Adobe After Effects / Adobe Premier Pro.
 - Open a Project.
 - Effects -> Fixel Algorithms -> Fixel EdgeHancer 3.
 - Double click *Fixel EdgeHancer 3*.
- **Having problems?**
Please contact us for support: fixel@fixelalgorithms.com

Thank You!



Thank you for buying Fixel Algorithm's product.
We are doing our best efforts to deliver innovative, intuitive and useful products for our customers.

We invite you to visit [our page](#) at [aescrpts+aeplugins](#).

If you have questions / feedback / complaints / suggestions on our product, contact us – fixel@fixelalgorithms.com.

We're more than happy to hear customers suggestions and feedback.

If there's any feature you are after, please, contact us.

We're eager to fulfill our customers needs and requests.